












I.p.	P +/-	numer	załoga	auto	klasa	śr.km/h	czas	strata
1	=	3	ZIELIŃSKI Mariusz CHLEBOWSKI Ryszard	Mitsubishi Lancer 	K4	95.1 0.0	00:11:55.1	0.0 0.0
2	=	4	GAWĘŁ Dawid KAMPCZYK Wojciech	Subaru Impreza 	K4	92.0 1.29	00:12:19.4 00:05.0	00:00:24.3 00:00:24.3
3	=	12	KUREK Przemysław KULIK Mateusz	Vw Golf 	K3	90.0 2.15	00:12:35.8 00:05.0	00:00:40.7 00:00:16.4
4	=	2	CICHOŃ Piotr BARYŁA Przemysław	Subaru Impreza 	K4	89.9 2.2	00:12:36.7 00:05.0	00:00:41.6 00:00:00.9
5	=	10	KOŁODZIEJ Aleksander HOJDEM Paweł	Renault Clio	K3	89.8 2.28	00:12:38.1 00:15.0	00:00:43.0 00:00:01.4
6	=	5	GÓRECKI Robert HYBIORZ Artur	Bmw E36	RWD RWD	88.1 3.02	00:12:52.2	00:00:57.1 00:00:14.1
7	=	14	BRZÓSKA Michał BRZOSKA Joanna	Renault Clio 	K3	88.1 3.04	00:12:52.6	00:00:57.5 00:00:00.4
8	=	27	ZABAWCZUK Tomasz WILK Janusz	Fiat Seicento	K1	86.8 3.62	00:13:03.6 00:05.0	00:01:08.5 00:00:11.0
9	=	11	STASIK Ryszard CISZAK Piotr	Renault Clio 	K3	86.0 4.04	00:13:11.4 00:05.0	00:01:16.3 00:00:07.8
10	2	8	WEWIÓR Dawid ŻELAZNY Marian	Renault Clio 	K3	85.9 4.07	00:13:12.0 00:10.0	00:01:16.9 00:00:00.6
11	1	7	GÓRSKI Grzegorz JAKUBOWSKI Marcin	Bmw 325	RWD RWD	85.9 4.07	00:13:12.1	00:01:17.0 00:00:00.1
12	1	21	SZYDZIAK Witold WÓJCIK Mateusz	Honda Civic	K2	85.6 4.21	00:13:14.6 00:05.0	00:01:19.5 00:00:02.5
13	=	19	WIECZOREK Damian LIBERA Roman	Honda Civic 	K2	85.0 4.54	00:13:20.9	00:01:25.8 00:00:06.3
14	=	18	CZERWIEC Marcin CZERWIEC Łukasz	Citroen C2 	K2	84.5 4.78	00:13:25.5	00:01:30.4 00:00:04.6
15	1	17	BORSKI Rafał CHOWANIEC Anna	Honda Civic 	K2	84.1 4.99	00:13:29.4 00:05.0	00:01:34.3 00:00:03.9
16	1	15	PRZYWARA Dominik KUBAT Jakub	Renault Clio	K3	83.9 5.05	00:13:30.6	00:01:35.5 00:00:01.2
17	=	25	JANIUK Igor KOLANO Damian	Honda Civic	K2	83.1 5.47	00:13:38.4 00:10.0	00:01:43.3 00:00:07.8
18	1	20	PACA Maciej PACA Agata	Peugeot 106 	K2	81.9 6.13	00:13:51.0 00:05.0	00:01:55.9 00:00:12.6
19	2	9	SZABAT Grzegorz SZABAT Sławomir	Seat Ibiza	K3	81.7 6.24	00:13:53.1 00:25.0	00:01:58.0 00:00:02.1

I.p.	P +/-	numer	załoga	auto	klasa	śr.km/h	czas	strata
20	=	24	PIEKUT Łukasz PIEKUT Wawrzyniec	Citroen c2 <b>EXTREME</b>	K2	81.6 6.29	00:13:53.9 00:05.0	00:01:58.8 00:00:00.8
21	3	16	MAGIERA Marcin KACPER Heine	Honda Civic <b>EXTREME</b>	K3	80.6 6.8	00:14:03.7 00:05.0	00:02:08.6 00:00:09.8
22	=	6	MERKEL Mateusz HASIJ Kamil	Bmw E36 <b>RACE DC</b>	RWD RWD	80.6 6.81	00:14:03.8 00:10.0	00:02:08.7 00:00:00.1
23	=	23	WOŁOWIEC Piotr SOMMENR Robert	Honda Civic <b>EXTREME</b>	K2	79.9 7.23	00:14:11.8	00:02:16.7 00:00:08.0
24	=	28	CZERWIŃSKI Adrian GWÓDŹ Michał	FiatCinquecento	K1	78.7 7.91	00:14:24.6	00:02:29.5 00:00:12.8
25	=	31	GABRYSZEWSKI Robert GABRYSZEWSKA Katarzyna	AutobianchiA112 <b>EXTREME</b>	HISTO	74.3 10.61	00:15:15.7	00:03:20.6 00:00:51.1
26	=	29	KUNECKI Tomasz MARYNIK Mateuez	Kia Picanto <b>EXTREME</b>	K1	72.9 11.58	00:15:33.9	00:03:38.8 00:00:18.2
27	=	26	HASTEROK Andrzej TARASEK Krzysztof	Opel Tigra	K2	72.2 12.02	00:15:42.3	00:03:47.2 00:00:08.4
28	=	30	PIETRZYK Barbara BIENIEK Grzegorz	MitsubishiColt	K1	71.4 12.58	00:15:52.8 00:05.0	00:03:57.7 00:00:10.5
29	=	32	KULPA Artur KOŁODYŃSKI Tomasz	Fiat 126p	HISTO	66.3 16.43	00:17:05.7 00:05.0	00:05:10.6 00:01:12.9