













I.p.	P +/-	numer	załoga	auto	klasa	śr.km/h	czas	strata
1	=	3	ZIELIŃSKI Mariusz CHLEBOWSKI Ryszard	Mitsubishi Lancer 	K4	94.1 0.0	00:09:48.9	0.0 0.0
2	=	4	GAWEŁ Dawid KAMPCZYK Wojciech	Subaru Impreza 	K4	90.9 1.34	00:10:09.6 00:05.0	00:00:20.7 00:00:20.7
3	=	12	KUREK Przemysław KULIK Mateusz	Vw Golf 	K3	89.9 1.79	00:10:16.5 00:05.0	00:00:27.6 00:00:06.9
4	1	2	CICHOŃ Piotr BARYŁA Przemysław	Subaru Impreza 	K4	89.0 2.19	00:10:22.6 00:05.0	00:00:33.7 00:00:06.1
5	1	10	KOŁODZIEJ Aleksander HOJDEM Paweł	Renault Clio	K3	88.8 2.32	00:10:24.6 00:15.0	00:00:35.7 00:00:02.0
6	1	5	GÓRECKI Robert HYBIORZ Artur	Bmw E36	RWD RWD	87.6 2.84	00:10:32.7	00:00:43.8 00:00:08.1
7	1	14	BRZÓSKA Michał BRZOSKA Joanna	Renault Clio 	K3	87.6 2.86	00:10:33.0	00:00:44.1 00:00:00.3
8	=	27	ZABAWCZUK Tomasz WILK Janusz	Fiat Seicento	K1	86.4 3.4	00:10:41.3 00:05.0	00:00:52.4 00:00:08.3
9	=	11	STASIK Ryszard CISZAK Piotr	Renault Clio 	K3	85.3 3.95	00:10:49.7 00:05.0	00:01:00.8 00:00:08.4
10	=	7	GÓRSKI Grzegorz JAKUBOWSKI Marcin	Bmw 325	RWD RWD	85.3 3.99	00:10:50.3	00:01:01.4 00:00:00.6
11	1	21	SZYDZIAK Witold WÓJCIK Mateusz	Honda Civic	K2	85.2 4.02	00:10:50.8 00:05.0	00:01:01.9 00:00:00.5
12	1	8	WEWIÓR Dawid ŻELAZNY Marian	Renault Clio 	K3	84.7 4.27	00:10:54.6 00:10.0	00:01:05.7 00:00:03.8
13	=	19	WIECZOREK Damian LIBERA Roman	Honda Civic 	K2	84.4 4.42	00:10:56.9	00:01:08.0 00:00:02.3
14	=	18	CZERWIEC Marcin CZERWIEC Łukasz	Citroen C2 	K2	83.8 4.74	00:11:01.9	00:01:13.0 00:00:05.0
15	1	15	PRZYWARA Dominik KUBAT Jakub	Renault Clio	K3	83.4 4.91	00:11:04.5	00:01:15.6 00:00:02.6
16	1	17	BORSKI Rafał CHOWANIEC Anna	Honda Civic 	K2	83.2 5.05	00:11:06.6 00:05.0	00:01:17.7 00:00:02.1
17	=	25	JANIUK Igor KOLANO Damian	Honda Civic	K2	82.6 5.32	00:11:10.9 00:10.0	00:01:22.0 00:00:04.3
18	=	16	MAGIERA Marcin KACPER Heine	Honda Civic 	K3	81.6 5.86	00:11:19.2 00:05.0	00:01:30.3 00:00:08.3
19	1	20	PACA Maciej PACA Agata	Peugeot 106 	K2	81.4 5.97	00:11:20.9 00:05.0	00:01:32.0 00:00:01.7

I.p.	P +/-	numer	załoga	auto	klasa	śr.km/h	czas	strata
20	1	24	PIEKUT Łukasz PIEKUT Wawrzyniec	Citroen C2 EXTREME	K2	81.2 6.1	00:11:22.9 00:05.0	00:01:34.0 00:00:02.0
21	=	9	SZABAT Grzegorz SZABAT Sławomir	Seat Ibiza	K3	80.9 6.29	00:11:25.7 00:25.0	00:01:36.8 00:00:02.8
22	=	6	MERKEL Mateusz HASIJ Kamil	Bmw E36 RACE DC	RWD RWD	79.8 6.88	00:11:34.9 00:10.0	00:01:46.0 00:00:09.2
23	=	23	WOŁOWIEC Piotr SOMMENR Robert	Honda Civic EXTREME	K2	79.0 7.32	00:11:41.7	00:01:52.8 00:00:06.8
24	=	28	CZERWIŃSKI Adrian GWÓDŹ Michał	FiatCinquecento	K1	78.4 7.66	00:11:46.8	00:01:57.9 00:00:05.1
25	=	31	GABRYSZEWSKI Robert GABRYSZEWSKA Katarzyna	AutobianchiA112 EXTREME	HISTO	73.8 10.56	00:12:31.6	00:02:42.7 00:00:44.8
26	1	29	KUNECKI Tomasz MARYNIK Mateusz	Kia Picanto EXTREME	K1	72.3 11.52	00:12:46.3	00:02:57.4 00:00:14.7
27	1	26	HASTEROK Andrzej TARASEK Krzysztof	Opel Tigra	K2	71.6 12.01	00:12:53.8	00:03:04.9 00:00:07.5
28	=	30	PIETRZYK Barbara BIENIEK Grzegorz	MitsubishiColt	K1	71.1 12.37	00:12:59.4 00:05.0	00:03:10.5 00:00:05.6
29	=	32	KULPA Artur KOŁODYŃSKI Tomasz	Fiat 126p	HISTO	66.6 15.79	00:13:52.1 00:05.0	00:04:03.2 00:00:52.7