













I.p.	P +/-	numer	załoga	auto	klasa	śr.km/h	czas	strata
1	=	3	ZIELIŃSKI Mariusz CHLEBOWSKI Ryszard	MitsubishiLancer 	K4	94.7 0.0	00:07:05.6	0.0 0.0
2	1	4	GAWĘŁ Dawid KAMPCZYK Wojciech	SubaruImpreza 	K4	92.0 1.14	00:07:18.4 00:05.0	00:00:12.8 00:00:12.8
3	1	12	KUREK Przemysław KULIK Mateusz	Vw Golf 	K3	90.9 1.59	00:07:23.4	00:00:17.8 00:00:05.0
4	=	10	KOŁODZIEJ Aleksander HOJDEM Paweł	Renault Clio	K3	90.7 1.67	00:07:24.3 00:05.0	00:00:18.7 00:00:00.9
5	1	2	CICHOŃ Piotr BARYŁA Przemysław	SubaruImpreza 	K4	89.0 2.43	00:07:32.8 00:05.0	00:00:27.2 00:00:08.5
6	1	14	BRZÓSKA Michał BRZOSKA Joanna	Renault Clio 	K3	88.8 2.53	00:07:33.9	00:00:28.3 00:00:01.1
7	=	5	GÓRECKI Robert HYBIORZ Artur	Bmw E36	RWD RWD	88.0 2.89	00:07:38.0	00:00:32.4 00:00:04.1
8	=	27	ZABAWCZUK Tomasz WILK Janusz	Fiat Seicento	K1	87.2 3.3	00:07:42.6	00:00:37.0 00:00:04.6
9	1	11	STASIK Ryszard CISZAK Piotr	Renault Clio 	K3	86.3 3.7	00:07:47.0 00:05.0	00:00:41.4 00:00:04.4
10	1	7	GÓRSKI Grzegorz JAKUBOWSKI Marcin	Bmw 325	RWD RWD	86.1 3.81	00:07:48.3	00:00:42.7 00:00:01.3
11	2	8	WEWIÓR Dawid ŻELAZNY Marian	Renault Clio 	K3	86.0 3.87	00:07:49.0 00:05.0	00:00:43.4 00:00:00.7
12	1	21	SZYDZIAK Witold WÓJCIK Mateusz	Honda Civic	K2	85.6 4.05	00:07:51.0 00:05.0	00:00:45.4 00:00:02.0
13	1	19	WIECZOREK Damian LIBERA Roman	Honda Civic 	K2	84.9 4.4	00:07:54.9	00:00:49.3 00:00:03.9
14	1	18	CZERWIEC Marcin CZERWIEC Łukasz	Citroen C2 	K2	84.6 4.55	00:07:56.6	00:00:51.0 00:00:01.7
15	3	17	BORSKI Rafał CHOWANIEC Anna	Honda Civic 	K2	84.4 4.67	00:07:57.9	00:00:52.3 00:00:01.3
16	=	15	PRZYWARA Dominik KUBAT Jakub	Renault Clio	K3	83.8 4.97	00:08:01.3	00:00:55.7 00:00:03.4
17	=	25	JANIUK Igor KOLANO Damian	Honda Civic	K2	83.2 5.27	00:08:04.6 00:05.0	00:00:59.0 00:00:03.3
18	1	16	MAGIERA Marcin KACPER Heine	Honda Civic 	K3	82.5 5.65	00:08:08.9 00:05.0	00:01:03.3 00:00:04.3
19	1	24	PIEKUT Łukasz PIEKUT Wawrzyniec	Citroen C2 	K2	81.4 6.21	00:08:15.2 00:05.0	00:01:09.6 00:00:06.3

I.p.	P +/-	numer	załoga	auto	klasa	śr.km/h	czas	strata
20	2	20	PACA Maciej PACA Agata	Peugeot 106 <b>EXTREME</b>	K2	81.4 6.24	00:08:15.5 00:05.0	00:01:09.9 00:00:00.3
21	1	9	SZABAT Grzegorz SZABAT Sławomir	Seat Ibiza	K3	80.4 6.78	00:08:21.5 00:20.0	00:01:15.9 00:00:06.0
22	1	6	MERKEL Mateusz HASIJ Kamil	Bmw E36 <b>RACE DC</b>	RWD RWD	80.0 6.99	00:08:23.9 00:05.0	00:01:18.3 00:00:02.4
23	=	23	WOŁOWIEC Piotr SOMMENR Robert	Honda Civic <b>EXTREME</b>	K2	78.6 7.82	00:08:33.2	00:01:27.6 00:00:09.3
24	=	28	CZERWIŃSKI Adrian GWÓDŹ Michał	FiatCinquecento	K1	78.5 7.87	00:08:33.7	00:01:28.1 00:00:00.5
25	=	31	GABRYSZEWSKI Robert GABRYSZEWSKA Katarzyna	AutobianchiA112 <b>EXTREME</b>	HISTO	73.8 10.79	00:09:06.5	00:02:00.9 00:00:32.8
26	=	26	HASTEROK Andrzej TARASEK Krzysztof	Opel Tigra	K2	72.7 11.53	00:09:14.7	00:02:09.1 00:00:08.2
27	=	29	KUNECKI Tomasz MARYNIK Mateusz	Kia Picanto <b>EXTREME</b>	K1	72.4 11.71	00:09:16.8	00:02:11.2 00:00:02.1
28	=	30	PIETRZYK Barbara BIENIEK Grzegorz	MitsubishiColt	K1	71.8 12.12	00:09:21.3 00:05.0	00:02:15.7 00:00:04.5
29	=	32	KULPA Artur KOŁODYŃSKI Tomasz	Fiat 126p	HISTO	67.3 15.46	00:09:58.7 00:05.0	00:02:53.1 00:00:37.4