











I.p.	P +/-	numer	załoga	auto	klasa	śr.km/h	czas	strata
1	=	3	ZIELIŃSKI Mariusz CHLEBOWSKI Ryszard	Mitsubishi Lancer 	K4	93.3 0.0	00:04:57.1	0.0 0.0
2	2	12	KUREK Przemysław KULIK Mateusz	Vw Golf 	K3	90.7 1.09	00:05:05.5	00:00:08.4 00:00:08.4
3	1	4	GAWEŁ Dawid KAMPCZYK Wojciech	Subaru Impreza 	K4	90.2 1.31	00:05:07.2 00:05.0	00:00:10.1 00:00:01.7
4	1	10	KOŁODZIEJ Aleksander HOJDEM Paweł	Renault Clio	K3	88.9 1.91	00:05:11.8 00:05.0	00:00:14.7 00:00:04.6
5	3	14	BRZÓSKA Michał BRZOSKA Joanna	Renault Clio RACE EC	K3	88.1 2.27	00:05:14.6	00:00:17.5 00:00:02.8
6	1	2	CICHOŃ Piotr BARYŁA Przemysław	Subaru Impreza 	K4	87.1 2.74	00:05:18.2 00:05.0	00:00:21.1 00:00:03.6
7	2	5	GÓRECKI Robert HYBIORZ Artur	Bmw E36	RWD RWD	87.1 2.75	00:05:18.3	00:00:21.2 00:00:00.1
8	4	27	ZABAWCZUK Tomasz WILK Janusz	Fiat Seicento	K1	86.2 3.16	00:05:21.4	00:00:24.3 00:00:03.1
9	1	7	GÓRSKI Grzegorz JAKUBOWSKI Marcin	Bmw 325	RWD RWD	85.2 3.69	00:05:25.5	00:00:28.4 00:00:04.1
10	3	11	STASIK Ryszard CISZAK Piotr	Renault Clio 	K3	84.6 3.97	00:05:27.7 00:05.0	00:00:30.6 00:00:02.2
11	2	21	SZYDZIAK Witold WÓJCIK Mateusz	Honda Civic	K2	84.2 4.17	00:05:29.2 00:05.0	00:00:32.1 00:00:01.5
12	1	17	BORSKI Rafał CHOWANIEC Anna	Honda Civic 	K2	83.7 4.42	00:05:31.1	00:00:34.0 00:00:01.9
13	7	8	WEWIÓR Dawid ŻELAZNY Marian	Renault Clio 	K3	83.6 4.45	00:05:31.4 00:05.0	00:00:34.3 00:00:00.3
14	=	19	WIECZOREK Damian LIBERA Roman	Honda Civic RACE EC	K2	83.3 4.64	00:05:32.8	00:00:35.7 00:00:01.4
15	=	18	CZERWIEC Marcin CZERWIEC Łukasz	Citroen C2 	K2	83.0 4.79	00:05:34.0	00:00:36.9 00:00:01.2
16	1	15	PRZYWARA Dominik KUBAT Jakub	Renault Clio	K3	82.3 5.14	00:05:36.7	00:00:39.6 00:00:02.7
17	1	25	JANIUK Igor KOLANO Damian	Honda Civic	K2	81.8 5.4	00:05:38.7 00:05.0	00:00:41.6 00:00:02.0
18	1	20	PACA Maciej PACA Agata	Peugeot 106 	K2	81.3 5.68	00:05:40.8	00:00:43.7 00:00:02.1
19	3	16	MAGIERA Marcin KACPER Heine	Honda Civic 	K3	80.8 5.96	00:05:43.0 00:05.0	00:00:45.9 00:00:02.2

I.p.	P +/-	numer	załoga	auto	klasa	śr.km/h	czas	strata
20	=	24	PIEKUT Łukasz PIEKUT Wawrzyniec	Citroen C2 <b>EXTREME</b>	K2	79.8 6.51	00:05:47.2 00:05.0	00:00:50.1 00:00:04.2
21	3	6	MERKEL Mateusz HASIJ Kamil	Bmw E36 <b>RACE DC</b>	RWD RWD	78.9 7.05	00:05:51.4 00:05.0	00:00:54.3 00:00:04.2
22	1	9	SZABAT Grzegorz SZABAT Sławomir	Seat Ibiza	K3	78.5 7.3	00:05:53.3 00:20.0	00:00:56.2 00:00:01.9
23	=	23	WOŁOWIEC Piotr SOMMENR Robert	Honda Civic <b>EXTREME</b>	K2	78.3 7.42	00:05:54.2	00:00:57.1 00:00:00.9
24	2	28	CZERWIŃSKI Adrian GWÓŹDŹ Michał	FiatCinquecento	K1	77.8 7.69	00:05:56.3	00:00:59.2 00:00:02.1
25	=	31	GABRYSZEWSKI Robert GABRYSZEWSKA Katarzyna	AutobianchiA112 <b>EXTREME</b>	HISTO	72.7 10.95	00:06:21.4	00:01:24.3 00:00:25.1
26	=	26	HASTEROK Andrzej TARASEK Krzysztof	Opel Tigra	K2	71.9 11.52	00:06:25.8	00:01:28.7 00:00:04.4
27	=	29	KUNECKI Tomasz MARYNIK Mateuez	Kia Picanto <b>EXTREME</b>	K1	71.1 12.05	00:06:29.9	00:01:32.8 00:00:04.1
28	=	30	PIETRZYK Barbara BIENIEK Grzegorz	MitsubishiColt	K1	71.1 12.08	00:06:30.1 00:05.0	00:01:33.0 00:00:00.2
29	=	32	KULPA Artur KOŁODYŃSKI Tomasz	Fiat 126p	HISTO	66.7 15.39	00:06:55.6 00:05.0	00:01:58.5 00:00:25.5